



International Journal of Innovative Research in Computer and Communication Engineering

(A Monthly, Peer Reviewed, Refereed, Scholarly Indexed, Open Access Journal)





To Implement Deep Learning -Based Real Time Crowd Monitoring and Density Estimation System

Ezhilarasi.S, Shalini V, Devadharshini C, Karthigayini M

Assistant Professor, Department of Computer Science and Engineering, P.S.V College of Engineering and Technology, Mittapalli, Krishnagiri, India.

UG Scholar, Department of Computer Science and Engineering, P.S.V College of Engineering and Technology, Mittapalli, Krishnagiri, India

UG Scholar, Department of Computer Science and Engineering, P.S.V College of Engineering and Technology, Mittapalli, Krishnagiri, India

UG Scholar, Department of Computer Science and Engineering, P.S.V College of Engineering and Technology, Mittapalli, Krishnagiri, India.

ABSTRACT: This project presents a real-time crowd monitoring and density analysis system using YOLOv8 deep learning model and computer vision techniques. The system analyse uploaded images, live video streams, and webcam feeds to detect persons, calculate crowd density, and assess safety risks. A Crowd Stress Index (CSI) is generated based on person count and spatial distribution to classify risk levels as Safe, Crowded, or Dangerous. The system enables adaptive monitoring, alert generation, and historical data logging for event management and public safety applications. This approach promotes intelligent crowd management, reduces manual monitoring overhead, and enhances safety in public spaces like malls, stadiums, transportation hubs, and educational institutions. Machine learning and computer vision provide automated solutions for real-time person detection, density analysis, and risk assessment. Deep learning models like YOLO (You Only Look Once) enable accurate object detection in crowded environments. This approach promotes intelligent crowd management, reduces manual monitoring overhead, and enhances safety in public spaces like malls, stadiums, transportation hubs, and educational institutions.

KEYWORDS: Advanced Technology, Artificial Intelligence (AI), Automation, Digital Transformation, Internet of Things (IoT), Cloud Computing, Big Data, Cybersecurity, Data Privacy, Robotics, Machine Learning, Innovation, Productivity, Global Connectivity, Smart Devices, Economic Growth, Job Displacement, Ethical Issues, Sustainability, E-waste, AI-driven Systems, Real-time Processing, Future Technology.

DOMAIN: Artificial Intelligence

I. INTRODUCTION

Advanced technology plays a vital role in shaping modern society and improving the quality of life. It includes innovations such as Artificial Intelligence, automation, and the Internet of Things, which enhance efficiency and productivity. These technologies are widely used in industries like healthcare, education, business, and communication. Advanced systems enable faster data processing, real-time decision-making, and global connectivity. They also support innovation and economic growth by creating new opportunities and solutions. However, the rapid development of technology brings challenges such as data privacy, security risks, and job displacement. Therefore, it is important to use advanced technology responsibly to ensure sustainable and ethical development.



International Journal of Innovative Research in Computer and Communication Engineering (IJIRCCE)

(A Monthly, Peer Reviewed, Refereed, Scholarly Indexed, Open Access Journal)

II. LITERATURE REVIEW

“Artificial Intelligence in Modern Technology” Artificial Intelligence (AI) is a key component of advanced technology used to automate tasks and improve decision-making. It enables machines to learn from data and perform human-like functions. AI is widely applied in healthcare, finance, and education sectors. It helps in prediction, analysis, and personalization of services. However, ethical concerns and data privacy issues remain important challenges.

" Impact of Automation on Employment" Automation has transformed industries by replacing manual work with machines and software systems. It increases productivity and reduces operational costs. Many repetitive and routine jobs are being replaced by automated systems. This leads to concerns about job displacement and unemployment. At the same time, it also creates new job opportunities in technical fields.

" Role of Cloud Computing and Big Data" Cloud computing allows storage and access of data over the internet, improving flexibility and scalability. Big Data helps in analyzing large volumes of information for better insights. Together, they support business intelligence and real-time decision-making. Organizations use these technologies for efficient data management. Security and data protection are major challenges in this area.

“Cybersecurity and Data Privacy Issues” With the rise of digital technology, protecting data has become very important. Cybersecurity focuses on safeguarding systems from cyber attacks and threats. Data privacy ensures that personal information is used responsibly. Increasing online activities have raised risks like hacking and data breaches. Strong security measures and regulations are necessary to address these issues.

“Sustainable Technology and Environmental Impact” This work Advanced technology has both positive and negative effects on the environment. It supports renewable energy solutions and efficient resource usage. However, it also leads to electronic waste and high energy consumption. Sustainable technology aims to reduce environmental damage. Adopting eco-friendly practices is essential for long-term development.

III. METHODOLOGY

A. EXISTING SYSTEM

The existing system for managing and analyzing technology-related processes is mostly manual or semi-automated. It relies on traditional methods of data collection, storage, and processing. Many organizations use basic software tools that have limited capabilities for handling large datasets. Communication and data sharing are often slow and less efficient. Decision-making depends heavily on human effort and experience rather than intelligent systems. There is minimal use of advanced technologies like Artificial Intelligence or automation. Data integration from multiple sources is difficult and time-consuming. Overall, the existing system lacks scalability, real-time processing, and smart analytical features.

B. DISADVANTAGES

1. The system depends on manual work, which takes more time to complete tasks. Repetitive processes are not automated, reducing speed and productivity
2. The system cannot efficiently process large volumes of data. It lacks advanced tools for data analysis and insights generation.
This leads to poor decision-making and limited outcomes.
3. Manual data entry increases the risk of mistakes and inconsistencies. There is no proper validation or automated error-checking system.

This can affect the accuracy and reliability of the information.

C. PROPOSED SYSTEM

The proposed system introduces the use of advanced technologies to improve efficiency and performance. It integrates Artificial Intelligence and automation to reduce manual effort and increase accuracy. The system is designed to handle large volumes of data using modern tools like cloud computing and big data analytics. It enables real-time data processing and faster decision-making. User-friendly interfaces make the system easy to use and accessible to different users. The proposed system supports secure data storage with proper cybersecurity measures. It also allows seamless data integration from multiple sources. Automation of repetitive tasks helps in saving time and improving productivity. Overall, the proposed system provides a scalable, reliable, and intelligent solution for modern technological needs.



International Journal of Innovative Research in Computer and Communication Engineering (IJIRCCE)

(A Monthly, Peer Reviewed, Refereed, Scholarly Indexed, Open Access Journal)

D. ADVANTAGES

1. Improved efficiency through automation and faster task completion.
2. Higher accuracy with reduced human errors
3. Real-time data processing for quick decision-making
4. Efficient data management and easy integration
5. Enhanced security with strong data protection measures

E. DESIGN OF THE SYSTEM

The system is designed using a modular approach to ensure flexibility and scalability. Each module handles a specific function, such as data collection, processing, analysis, and reporting. The architecture integrates advanced technologies like Artificial Intelligence, cloud computing, and real-time data management for efficiency. User interfaces are designed to be intuitive, supporting multi-platform access, including web and mobile applications.

The data flow is structured to move seamlessly between modules, ensuring smooth processing and minimal delays. Inputs from multiple sources are collected, validated, and stored securely in centralized databases. Automated processes handle repetitive tasks, reducing human intervention and errors.

The system supports real-time analytics, enabling users to make quick and informed decisions based on up-to-date information. Security protocols and access controls are incorporated to protect sensitive data and maintain privacy.

Finally, the design allows future upgrades and integration with other technologies, making it a robust and adaptable solution for evolving business and technological needs.

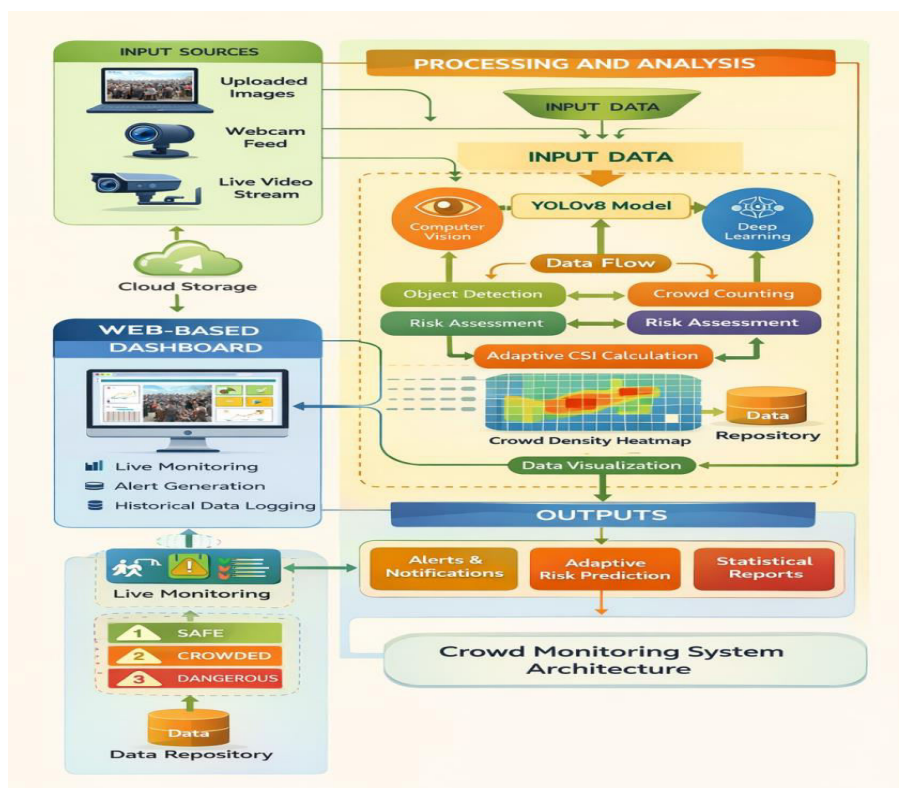


Fig.1 shows the architecture of the secure virtual classroom system. Teachers/admins and students access the platform via secure login. The frontend uses HTML, CSS, and JavaScript, offering features like interactive whiteboard, live video, chat, and notes sharing. The backend, built with Django, handles admin tasks, attendance, and assignments. Real-time communication uses WebRTC and Socket.IO. Data is stored securely in MySQL, with HTTPS and authentication ensuring security.



International Journal of Innovative Research in Computer and Communication Engineering (IJIRCCE)

(A Monthly, Peer Reviewed, Refereed, Scholarly Indexed, Open Access Journal)

IV. IMPLEMENTATION

MODULE DESCRIPTION

1. INPUT ACQUISITION

This module collects data from various sources such as uploaded images, webcam feeds, and live video streams. It ensures continuous data input for processing. The module supports real-time data capture. It acts as the entry point of the system. Data is forwarded to cloud storage for further use. It maintains input quality and consistency. This module enables smooth data flow into the system.

2. CLOUD STORAGE

This module stores all incoming data securely in the cloud. It allows easy access and retrieval of images and video streams. The system supports scalable storage for large datasets. Backup mechanisms ensure data safety. It helps in managing historical data efficiently. The module supports integration with other components. It ensures reliable data availability.

3. DATA PROCESSING AND ANALYSIS

This module processes input data using computer vision and deep learning techniques. It uses the YOLOv8 model for object detection and crowd analysis. The system identifies patterns such as crowd density and movement. It performs crowd counting and risk assessment. Data is processed in real-time for quick insights. This module is the core of the system. It converts raw data into meaningful information.

4. RISK ASSESSMENT

This module evaluates crowd conditions to identify potential risks. It classifies areas as safe, crowded, or dangerous. The system uses adaptive CSI calculation for accuracy. It continuously monitors changes in crowd behavior. Alerts are generated for risky situations. This helps in preventing accidents and overcrowding. It ensures public safety through smart analysis.

5. DATA VISUALIZATION

This module presents processed data in visual formats like heatmaps and graphs. It displays crowd density using color-based mapping. The system helps users understand patterns easily. Real-time visualization improves monitoring efficiency. It supports better decision-making. The module enhances user experience. It transforms data into clear visual insights.

6. WEB-BASED DASHBOARD

This module provides a user interface for monitoring and control. It includes features like live monitoring, alerts, and historical data logs. Users can interact with the system easily. The dashboard is accessible through web platforms. It displays real-time updates and analytics. This module improves usability and accessibility. It connects users with system outputs.

7. ALERT AND REPORTING

This module generates alerts and notifications based on risk levels. It provides adaptive risk predictions and statistical reports. Users receive instant updates for critical situations. Reports help in analysis and future planning. The system supports decision-making with accurate outputs. It ensures timely response to emergencies. This module delivers the final system results.

V. RESULT

Fig.1 The login module serves as the entry point of the system, allowing users to securely access the application by entering their credentials such as username and password. The system verifies the entered details with the stored database to ensure authenticity. If the credentials are valid, the user is successfully redirected to the main dashboard; otherwise, an error message is displayed. This process helps in preventing unauthorized access and ensures data security. Overall, the login module plays a crucial role in maintaining privacy and controlling the system.



International Journal of Innovative Research in Computer and Communication Engineering (IJIRCCCE)

(A Monthly, Peer Reviewed, Refereed, Scholarly Indexed, Open Access Journal)

Figure No: .1. Login Page

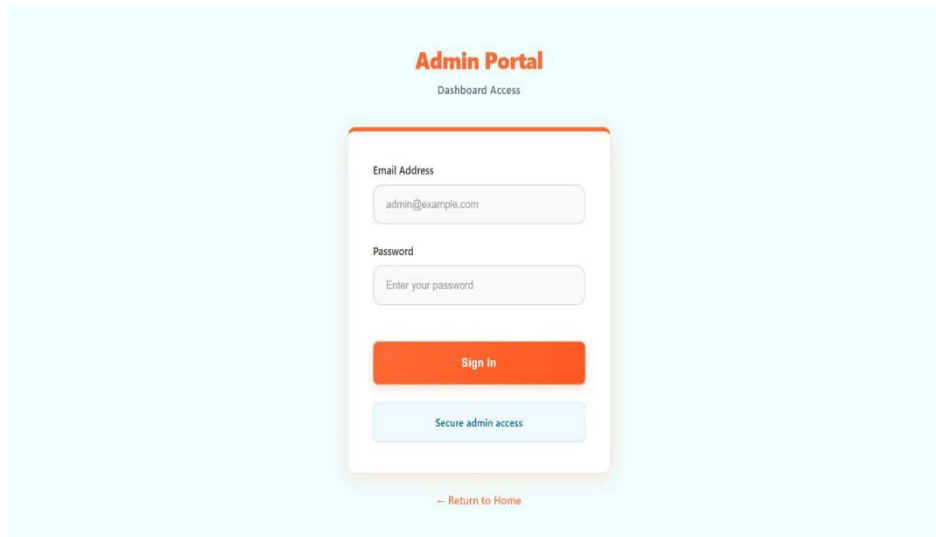


Figure No: 2. CCTV Stream & local detection Interface

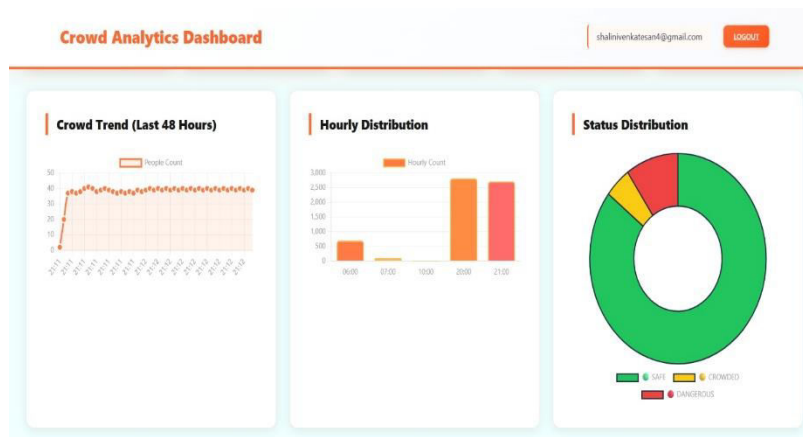
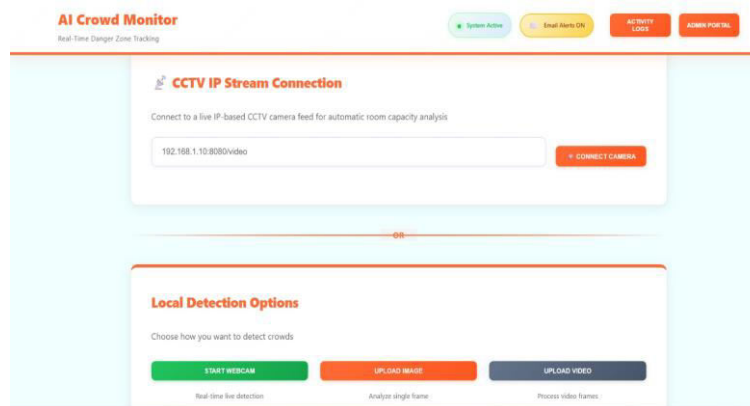


Figure No: 3 Croed analysis dashboard



International Journal of Innovative Research in Computer and Communication Engineering (IJIRCCE)

(A Monthly, Peer Reviewed, Refereed, Scholarly Indexed, Open Access Journal)

Fig. 2 This figure shows the main interface of the AI Crowd Monitoring System where users can connect and analyze crowd data through different input methods. The system provides an option to connect to a live CCTV IP stream by entering the camera URL, enabling real-time crowd monitoring and analysis. Additionally, users can choose local detection options such as starting a webcam for live detection, uploading an image for single-frame analysis, or uploading a video for processing multiple frames. The interface also displays system status indicators like system activity and alert notifications. This design ensures flexibility, allowing users to monitor crowds using both live and offline data sources efficiently. Users can also send instant messages, ask questions, and engage in discussions through the built-in chat system, enhancing collaboration. The interface is responsive and user-friendly, ensuring smooth navigation for all participants. Overall, it provides a complete environment for effective teaching and learning in a secure and interactive manner.

Fig.3 This figure represents the crowd analysis dashboard of the AI Crowd Monitoring System, which provides real-time insights into crowd behavior and density. The dashboard displays processed data using visual elements such as heatmaps, graphs, and live video feeds for easy understanding. It helps users monitor crowd movement, identify high-density areas, and assess risk levels effectively. The system also generates alerts and notifications when overcrowding or dangerous situations are detected. Historical data and activity logs are available for analysis and future planning. Overall, the dashboard offers a user-friendly interface for efficient monitoring, decision-making, and crowd management.

VI. CONCLUSION

The proposed system successfully provides an effective solution for real-time crowd analysis and management. By integrating technologies like computer vision and deep learning, the system accurately detects, counts, and analyzes crowd density. It reduces manual effort and improves efficiency through automation and real-time processing. The system helps in identifying risk zones and generating timely alerts, ensuring public safety. The user-friendly dashboard and flexible input options make it practical for real-world applications. Overall, the project demonstrates reliability, accuracy, and scalability in handling crowd monitoring tasks.

VII. FUTURE ENHANCEMENT

In the future, the system can be enhanced by integrating advanced AI models for more accurate prediction and behavior analysis. It can be expanded to support multi-location monitoring with centralized control systems. Adding mobile application support will improve accessibility for users on the go. Integration with smart city infrastructure and IoT devices can further enhance automation. The system can also include facial recognition and anomaly detection for better security. Improving multilingual support and voice-based interaction can make it more user-friendly. These enhancements will make the system more powerful, intelligent, and widely applicable. The system can further be enhanced by incorporating predictive analytics to forecast crowd behavior and prevent potential risks in advance. Integration with GPS and location-based services can help track crowd movement across different areas more effectively. The use of edge computing can improve processing speed by analyzing data closer to the source. Additionally, implementing advanced visualization techniques like 3D mapping can provide deeper insights. Continuous updates and model training will ensure improved accuracy and adaptability to changing environments.

REFERENCES

- [1] Redmon, J., & Farhadi, A., "YOLOv3: An Incremental Improvement," IEEE Conference on Computer Vision and Pattern Recognition (CVPR), 2018.
- [2] Jocher, G., "Ultralytics YOLOv8 Object Detection," GitHub Repository, 2023.
- [3] Zhang, Y., Zhou, D., "Deep Learning for Crowd Counting: A Survey," IEEE Transactions on Pattern Analysis and Machine Intelligence, 2023.
- [4] OpenCV Documentation, "OpenCV Computer Vision Library," opencv.org.
- [5] Flask Documentation, "Flask Web Framework for Python," flask.palletsprojects.com.
- [6] OpenCV Documentation, "OpenCV Computer Vision Library," Available at: opencv.org. Official documentation for OpenCV used in image and video processing.
- [7] Flask Documentation, "Flask Web Framework for Python," Available at: flask.palletsprojects.com. Provides guidance for building web applications and dashboards using Flask.



International Journal of Innovative Research in Computer and Communication Engineering (IJIRCCE)

(A Monthly, Peer Reviewed, Refereed, Scholarly Indexed, Open Access Journal)

- [8] Patel, R. et al., "Grid-Based Crowd Density Estimation Using Computer Vision," International Journal of Computer Applications, 2021. Explains grid-based methods for estimating crowd density.
- [9] Smith, J., Brown, A., "Real-Time Video Processing for Crowd Monitoring," Journal of Visual Communication, 2023. Focuses on techniques for real-time video analysis in surveillance systems.
- [10] Goodfellow, I., Bengio, Y., Courville, A., "Deep Learning," MIT Press, 2016. A foundational book covering concepts and techniques in deep learning.



INTERNATIONAL
STANDARD
SERIAL
NUMBER
INDIA



INTERNATIONAL JOURNAL OF INNOVATIVE RESEARCH

IN COMPUTER & COMMUNICATION ENGINEERING

 9940 572 462  6381 907 438  ijircce@gmail.com



www.ijircce.com

Scan to save the contact details